


# Custom Coils

**OBSOLETE**



Direct Expansion  
Chilled Water  
Hot Water  
Standard Steam



A participating company  
in the ARI 410  
Certification Program.

 **ENVIRO-TEC**<sup>®</sup>  
ENGINEERING FOR EXCELLENCE

### CONSTRUCTION OPTIONS

- .016" Tube Wall
- .50" Tube Diameter
- .0055" Aluminum Fins
- .0075" Aluminum or Copper Fins
- .0100" Aluminum or Copper Fins (*Special Order*)
- 18ga. Galvanized or Stainless Steel Casing
- 16ga. Galvanized or Stainless Steel Casing

#### Size Range

- Minimum Height: 7 1/2"
- Maximum Height: 60"
- Minimum Length: 6"
- Maximum Length: 110"

Rows: 1 - 12

FPI: 6 - 14

(Less than 8 FPI requires .0075" fin material)

#### Casing Options

- Single Side, Slip and Drive
- Dual Side, Slip and Drive
- Duct or Stacking Flange

- ARI Certified:**
- DX = 3 thru 8 Rows
  - CW = 1 thru 8 Rows
  - HW = 1 thru 4 Rows
  - SS = 1 thru 2 Rows

Type "L" Copper Headers

A variety of coating options are available:

- Heresite®
- Technicoat
- Bronz-Glow\*

**ARI Certified:** FPI = 8 thru 14 FPI

\*With or without antimicrobial agent INTERSEPT®

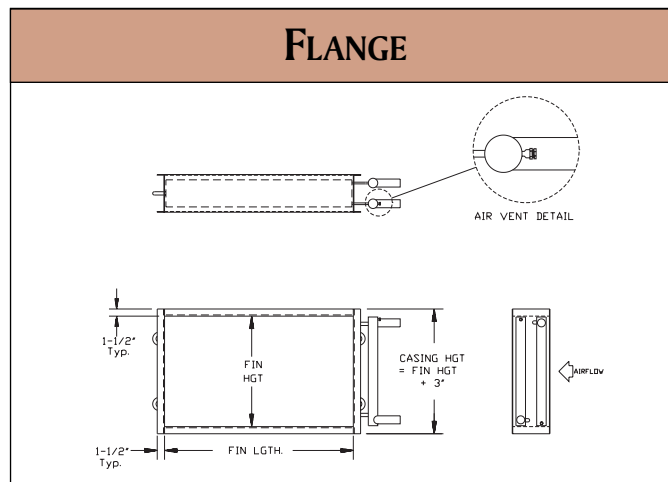
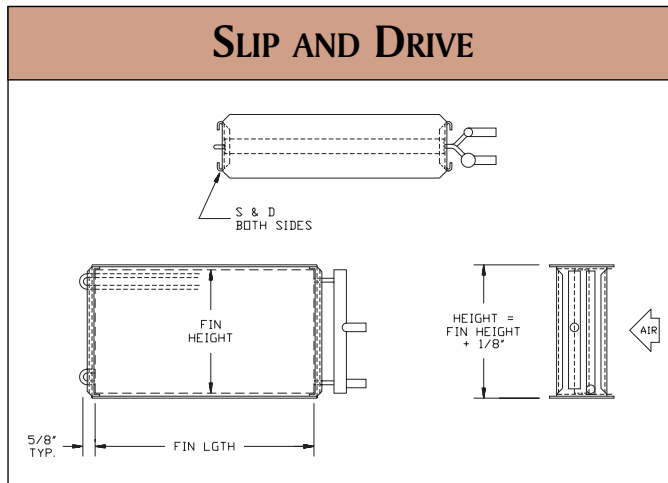
### ARI STANDARD 410 - 91, Range of Standard Rating Conditions.

ITEM	COOLING COILS		HEATING COILS	
	Volatile Refrigerant	Cold Water	Steam	Hot Water
Air Face Velocity, fpm [m/s] (Standard Air)	200 to 800 [1.02 to 4.06]	200 to 800 [1.02 to 4.06]	200 to 1500 [1.02 to 7.62]	200 to 1500 [1.02 to 7.62]
Entering Air Dry-Bulb Temp. F [°C]	65 to 100 [18.3 to 37.8]	65 to 100 [18.3 to 37.8]	-20 to 100 [-28.9 to 37.8]	0 to 100 [-17.8 to 37.8]
Entering Air Wet-Bulb Temp. F [°C]	60 to 85 [15.5 to 29.4]	60 to 85 [15.5 to 29.4]	— —	— —
Fluid Velocity, fps [m/s]	— —	*1 to 8 [0.31 to 2.44]	— —	*0.5 to 8 [0.15 to 2.44]
Entering Fluid Temp. F [°C]	— —	35 to 65 [1.7 to 18.3]	— —	120 to 250 [48.9 to 121.1]
Saturated Suction Refrigerant Temp. at Coil Outlet, F [°C]	30 to 55 [-1.1 to 12.8]	— —	— —	— —
Min. Suction Vapor Superheat at Coil Outlet, F [°C]	6 [-14.4]	— —	— —	— —
Steam Pressure at Coil Inlet, psig [kPa gage]	— —	— —	2 to 250 [13.8 to 1722.5]	— —
Max. Superheat in Steam at Coil Inlet F [K]	— —	— —	50 [27.8]	— —

\* On lower limit, Reynolds Number shall exceed 3100.

### QUALITY ASSURANCE AND TEST PROCEDURES

- All coils are visually inspected prior to water testing.
- All coils are tested under water at 350 psig minimum pressure.
- Evaporator coils are factory sealed and charged with a minimum of 5 psig nitrogen or refrigerated dry air.



Contact your Enviro-Tec® representative for computer coils selection.

## MODEL NUMBER NOMENCLATURE

**4 CW - Q - 30 x 60 - 6 - 10 - 1.5**

**TUBE DIA. IN EIGHTHS**

**COIL TYPE**

CW = Chilled Water  
 HW = Hot Water  
 EV = Evaporator  
 SS = Standard Steam

**NOMINAL CONNECTION SIZE**  
 0.5" thru 4"

**FINS PER INCH**  
 6 thru 14 fpi

**ROWS DEEP**  
 1 thru 12 rows

**FIN LENGTH**  
 6" thru 110"

**FIN HEIGHT**  
 7.5" thru 60"

**CIRCUITING TYPE**

1T = 1 Tube Feed	TQ = Three Quarter
2T = 2 Tube Feed	F = Full
Q = Quarter	OH = One & One Half
OT = One Third	D = Double
H = Half	S = Special



ENGINEERING FOR EXCELLENCE

6750 Bryan Dairy Rd. • Largo, FL 33777

[www.environmental-tec.com](http://www.environmental-tec.com)

813-541-3531

©1997 Environmental Technologies, Inc.

Catalog Number: CCCAT 01/97-01

January, 1997

## Research & Development, Engineering, and Manufacturing.

- Variable Volume Terminals
- Fan Coils
- Air Handling Units
- Coils
- Electric Heating Devices
- Electronic Controls